



ENTstatistics Rhinology Module

Well-structured and rapid display of rhinology diagnoses and treatment data

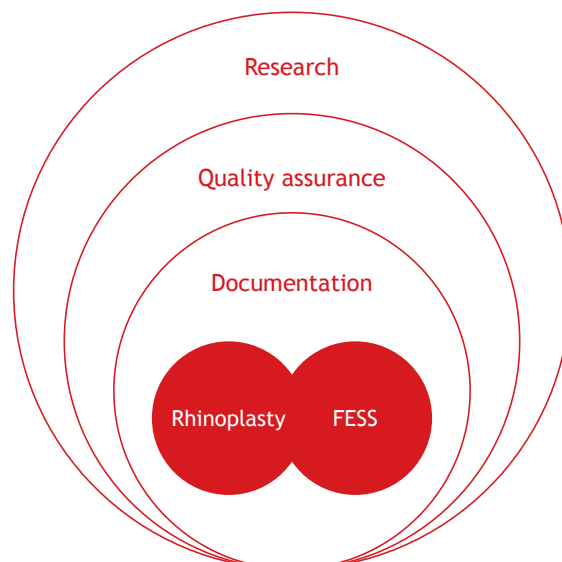
There is an increasing need for effective management of data on long term treatments and this is particularly the case in the field of rhinology. Records of examinations and interventions need to be clearly structured and readily accessible. It must be possible to display diagnoses on-screen in the consultation room with the aid of a simple mouse click.

The ENTstatistics rhinology module offers physicians working in hospitals and practices many options that will facilitate their work during their daily routine, most specifically the clearly organised display of all relevant information present in patient files.

Structured and systematic collation of data

The various and individually modifiable applications of the rhinology module make it possible to register all important pre- and postoperative data in structured form. For example, SNOT questionnaires can be directly collated, stored and evaluated by the program.

In addition, images (e.g. CT, MRT) and examination results (e.g. olfactory test, rhinomanometry) can be rapidly and systematically documented.

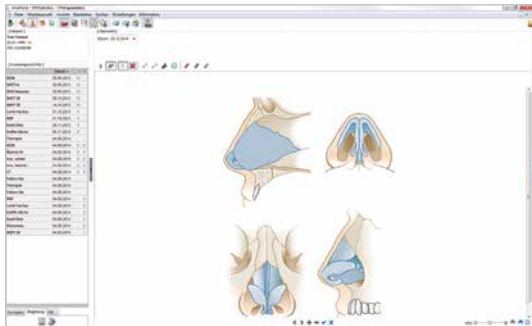


Quality management

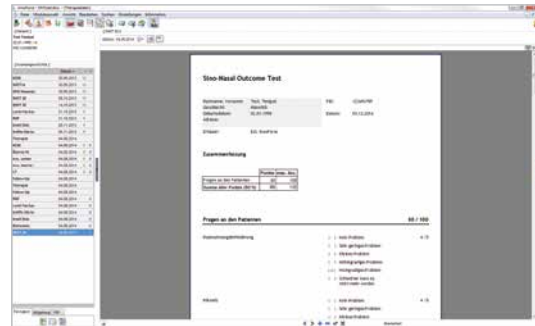
The rhinology module also makes it possible to medically analyse and evaluate objectively recorded data on long term progress (following, for example, functional endoscopic sinus surgery).

As users are able to rapidly assess data on their own patients, hospital- and practice-

based physicians can analyse their patient collective and compare results with those available in publications. This provides for continuous and discriminating quality control that can only be for the benefit of patients.



Graphics editor



SNOT 22 questionnaire



Prof. Richard Douglas

Rhinology Clinic at Mauranui
Auckland, New Zealand

“It has been a real pleasure to establish the rhinology module in my practice as the team at INNOFORCE has been exceptionally helpful and supportive. The key has been the speed of their responsiveness and their willingness to interact in real time to customise functions of the program. That INNOFORCE is based in Europe and my practice is in New Zealand has been no impediment at all to the successful implementation of the program. I also greatly appreciate their focus on ORL surgery - as they learn more about the specifics of our surgical specialty the service they provide continues to improve in a manner that would not happen with a generic database program.

One feature of the program that my patients like is that they are able to complete questionnaires sent to them prior to their appointment in the comfort of their own home. Accordingly, they can check details of their medications and surgical history, and also have no feeling of time pressure. The completed questionnaires are displayed on my screen prior to my seeing the patient.”